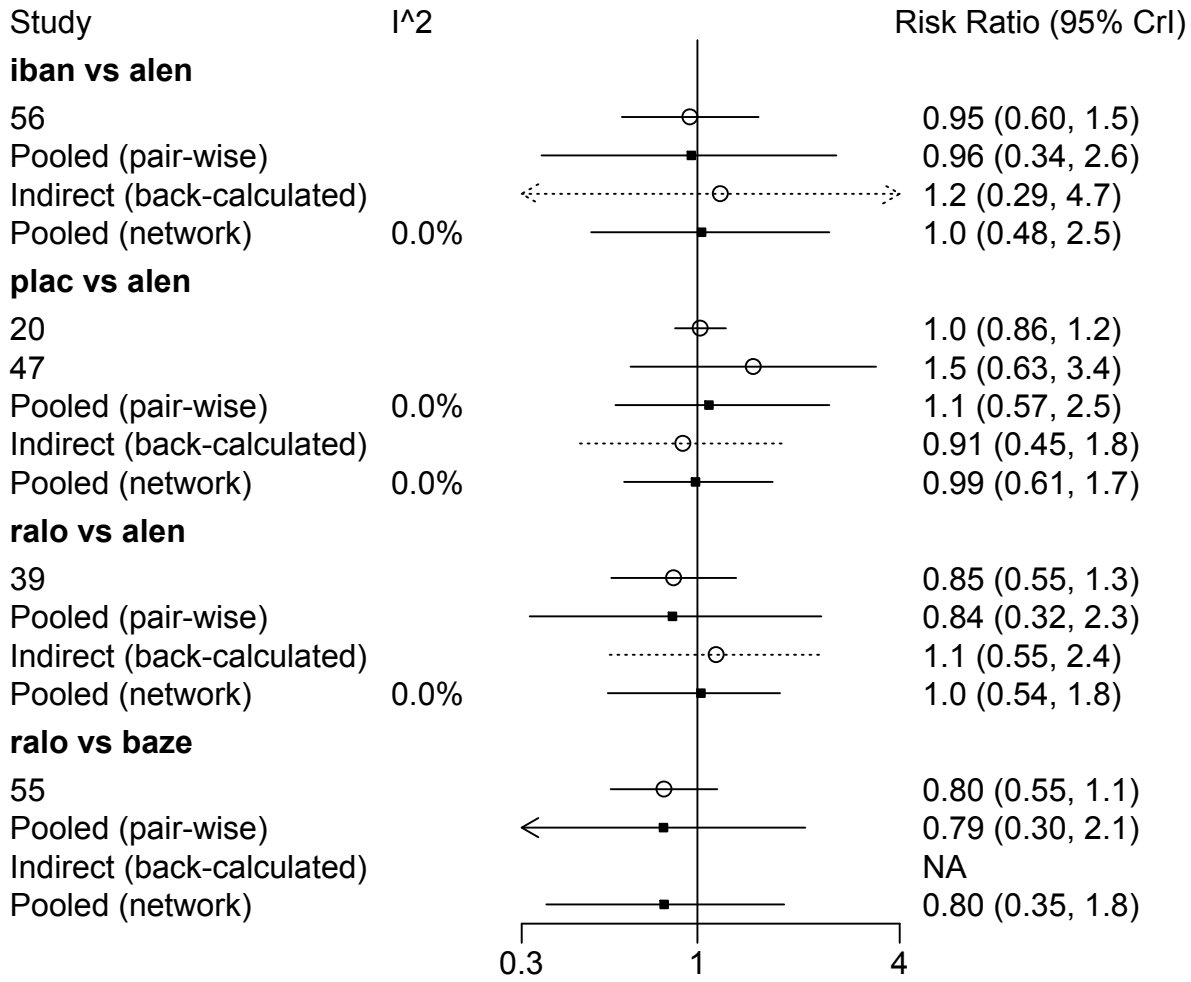
Study
I^2
Risk Ratio (95% CrI)
iban vs alen
56
0.95 (0.60, 1.5)
Pooled (pair-wise)
0.96 (0.34, 2.6)
Indirect (back-calculated)
1.2 (0.29, 4.7)
Pooled (network)
0.0%
1.0 (0.48, 2.5)
plac vs alen
20
1.0 (0.86, 1.2)
47
1.5 (0.63, 3.4)
Pooled (pair-wise)
0.0%
1.1 (0.57, 2.5)
Indirect (back-calculated)
0.91 (0.45, 1.8)
Pooled (network)
0.0%
0.99 (0.61, 1.7)
ralo vs alen
39
0.85 (0.55, 1.3)
Pooled (pair-wise)
0.84 (0.32, 2.3)
Indirect (back-calculated)
1.1 (0.55, 2.4)
Pooled (network)
0.0%
1.0 (0.54, 1.8)
ralo vs baze
55
0.80 (0.55, 1.1)
Pooled (pair-wise)
0.79 (0.30, 2.1)
Indirect (back-calculated)
NA
Pooled (network)
0.80 (0.35, 1.8)
0.3
1
4

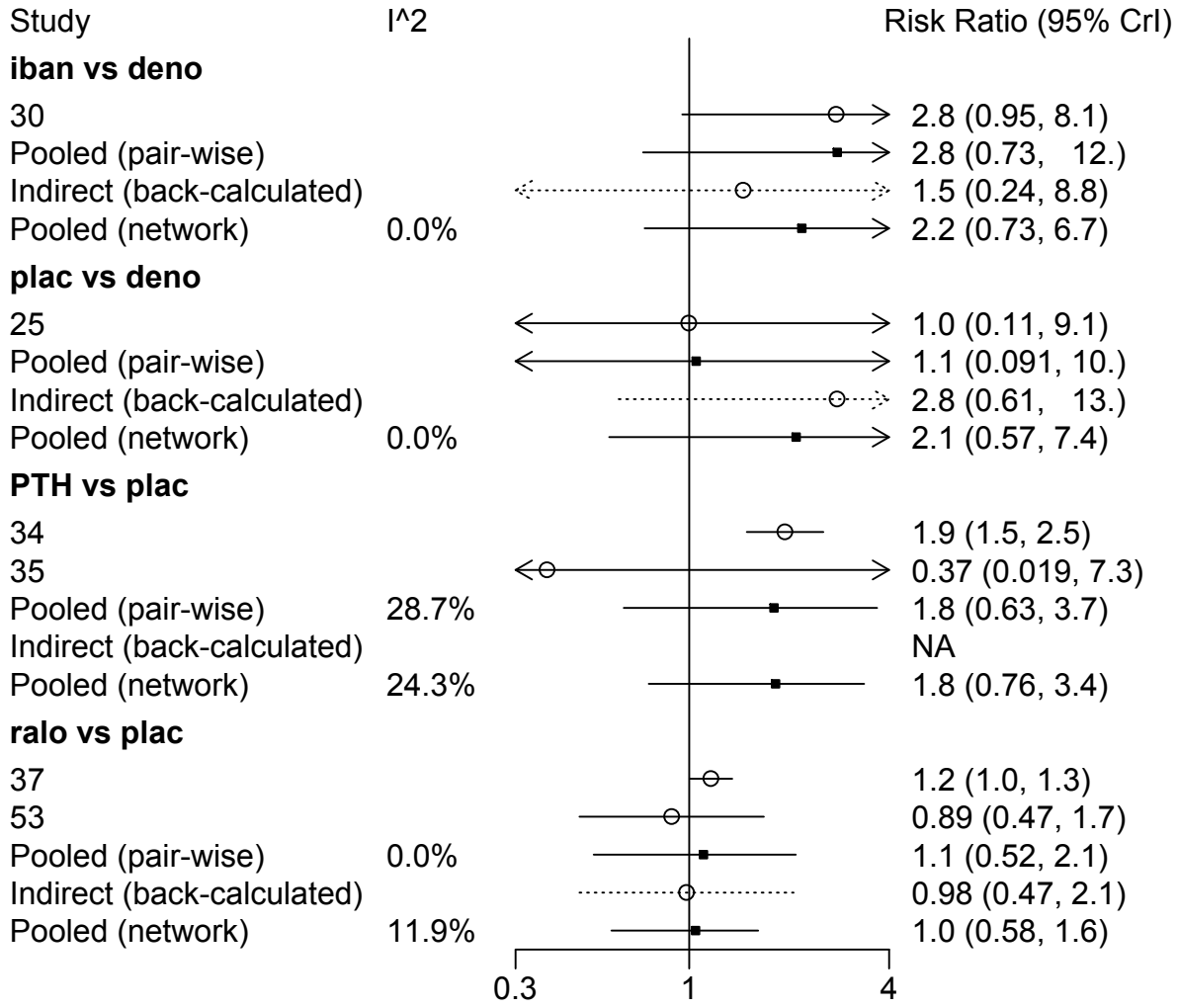
Study
I^2
Risk Ratio (95% CrI)
iban vs deno
30
2.8 (0.95, 8.1)
Pooled (pair-wise)
2.8 (0.73, 12.)
Indirect (back-calculated)
1.5 (0.24, 8.8)
Pooled (network)
0.0%
2.2 (0.73, 6.7)
plac vs deno
25
1.0 (0.11, 9.1)
Pooled (pair-wise)
1.1 (0.091, 10.)
Indirect (back-calculated)
2.8 (0.61, 13.)
Pooled (network)
0.0%
2.1 (0.57, 7.4)
PTH vs plac
34
1.9 (1.5, 2.5)
35
0.37 (0.019, 7.3)
Pooled (pair-wise)
28.7%
1.8 (0.63, 3.7)
Indirect (back-calculated)
NA
Pooled (network)
24.3%
1.8 (0.76, 3.4)
ralo vs plac
37
1.2 (1.0, 1.3)
53
0.89 (0.47, 1.7)
Pooled (pair-wise)
0.0%
1.1 (0.52, 2.1)
Indirect (back-calculated)
0.98 (0.47, 2.1)
Pooled (network)
11.9%
1.0 (0.58, 1.6)
0.3
1
4

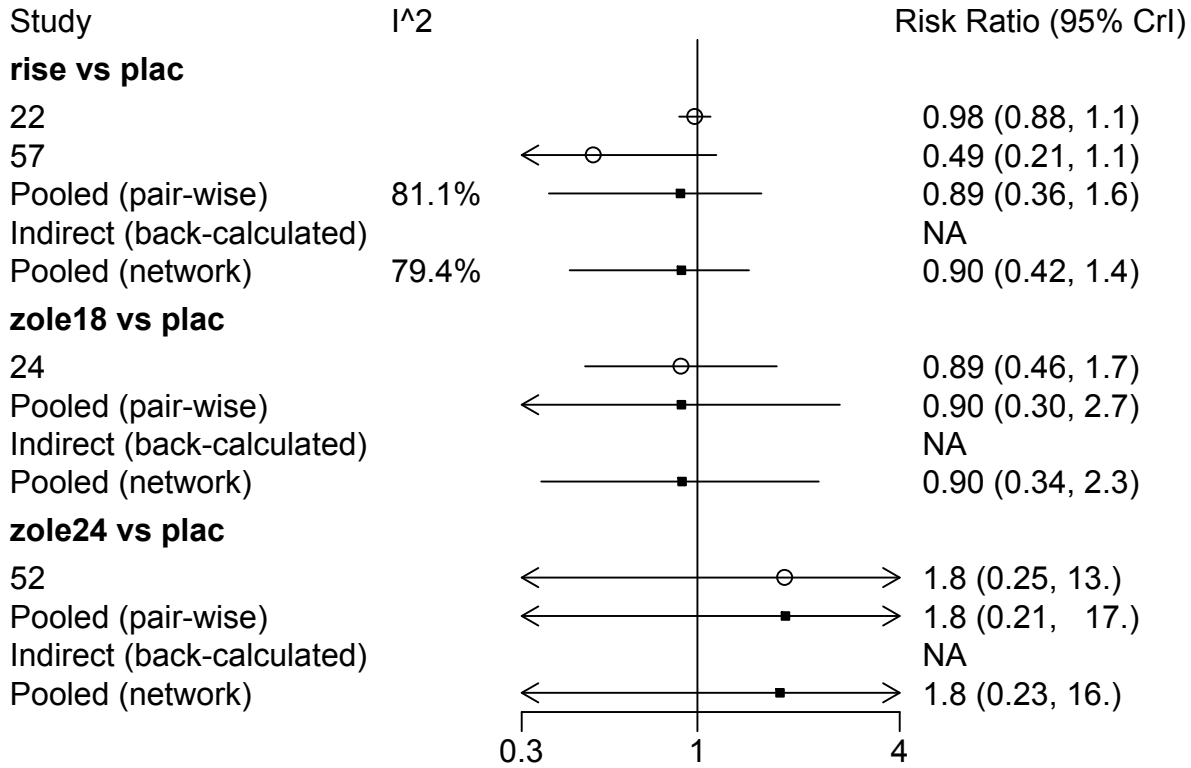
Study
I^2
Risk Ratio (95% CrI)
rise vs plac
22
0.98 (0.88, 1.1)
57
0.49 (0.21, 1.1)
Pooled (pair-wise)
81.1%
0.89 (0.36, 1.6)
Indirect (back-calculated)
NA
Pooled (network)
79.4%
0.90 (0.42, 1.4)
zole18 vs plac
24
0.89 (0.46, 1.7)
Pooled (pair-wise)
0.90 (0.30, 2.7)
Indirect (back-calculated)
NA
Pooled (network)
0.90 (0.34, 2.3)
zole24 vs plac
52
1.8 (0.25, 13.)
Pooled (pair-wise)
1.8 (0.21, 17.)
Indirect (back-calculated)
NA
Pooled (network)
1.8 (0.23, 16.)
0.3
1
4