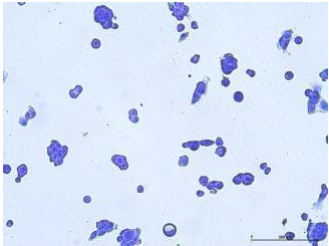
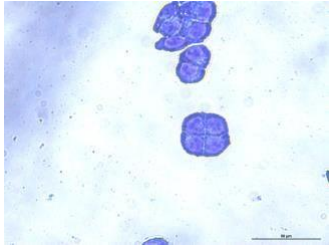
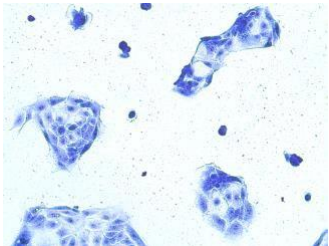
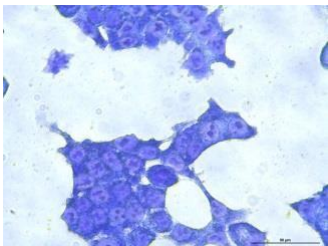
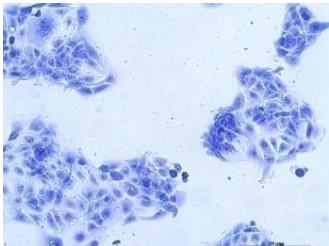
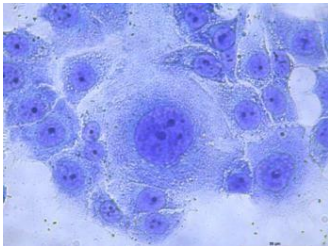


Supplementary Material

S1 Table. Cell confluency for both primary colon epithelial cell line and colorectal carcinoma cell line at 0, 24, 48 and 72 hours

Infection time (hours)	Type of cell line	
	Primary colon	HCT 116
0		
24		
48		
72	