



STRUCTURAL
CHEMISTRY

Volume 73 (2017)

Supporting information for article:

New fluorescent compounds based on zinc thiocyanate: influence of structure on spectral properties

Marcin Swiatkowski and Rafal Kruszynski

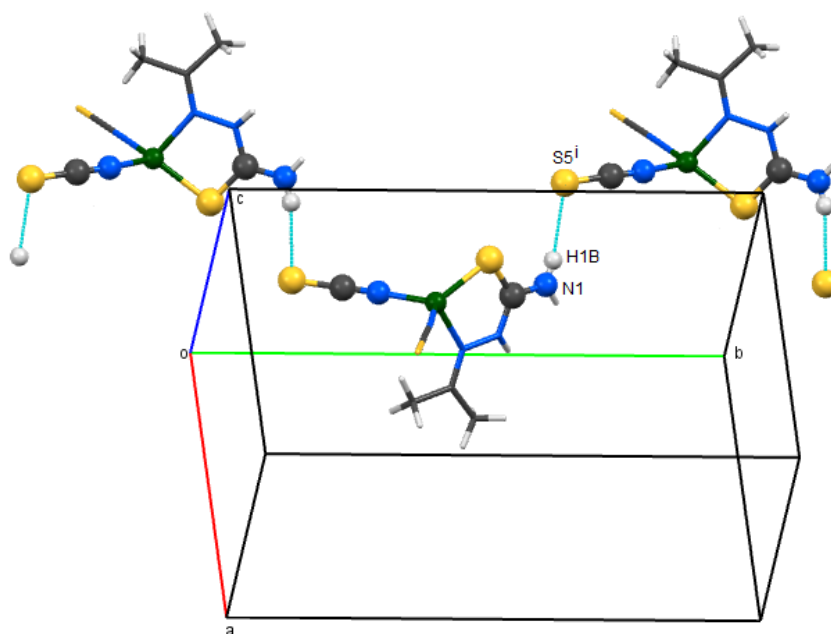


Figure S1. Part of molecular packing of (I), showing hydrogen bonds creating the C(8) motif of unitary graph set (blue lines). The atoms involved in the hydrogen bond motif are highlighted as spheres of arbitrary radii. [Symmetry code: (i) $-x, y + 0.5, -z + 1.5$.]

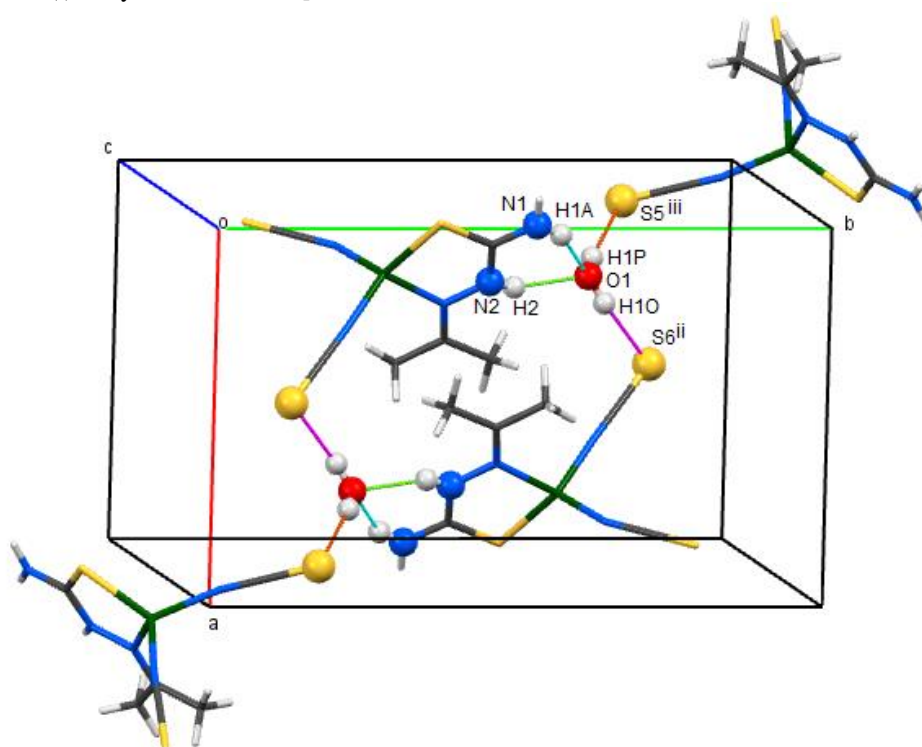


Figure S2. Part of molecular packing of (I), showing hydrogen bonds creating the D(2), D(2), D(2), D(2) motifs of unitary graph set (blue, purple, green and red lines). The atoms involved in the hydrogen bond motifs are highlighted as spheres of arbitrary radii. [Symmetry codes: (ii) $-x + 1, -y + 1, -z + 1$; (iii) $-x + 1, y + 1, -z + 0.5$.]

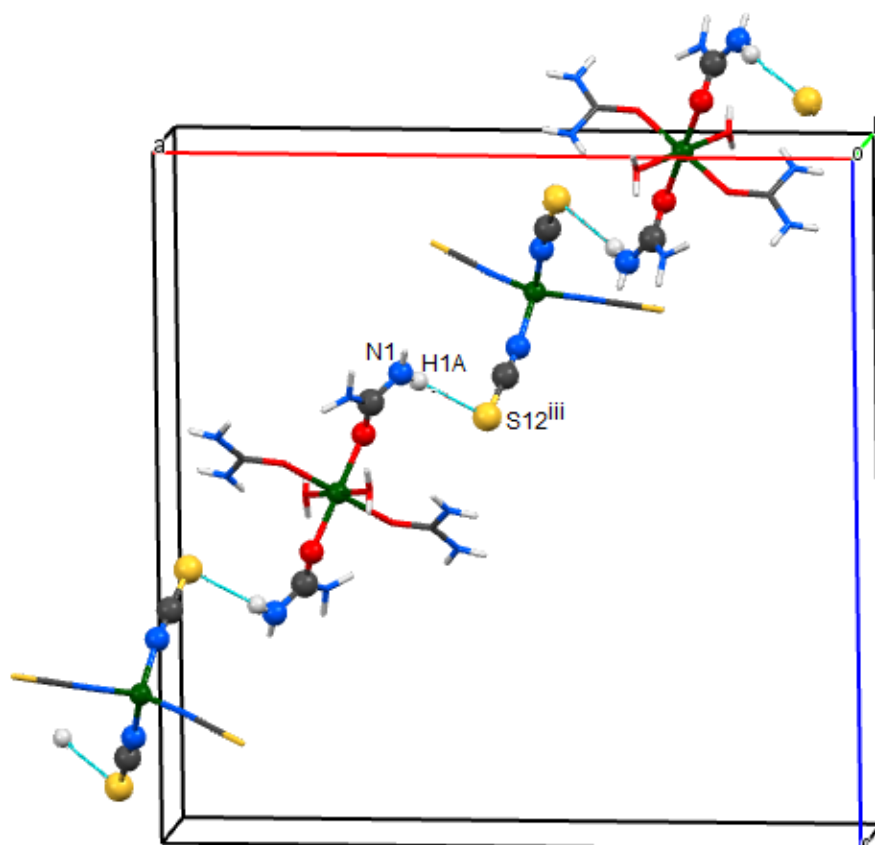


Figure S3. Part of molecular packing of (II), showing hydrogen bonds creating the $C_2^2(16)$ motif of unitary graph set (blue lines). The atoms involved in the hydrogen bond motif are highlighted as spheres of arbitrary radii. [Symmetry code: (iii) $-x + 1, y + 1, -z + 0.5$.]

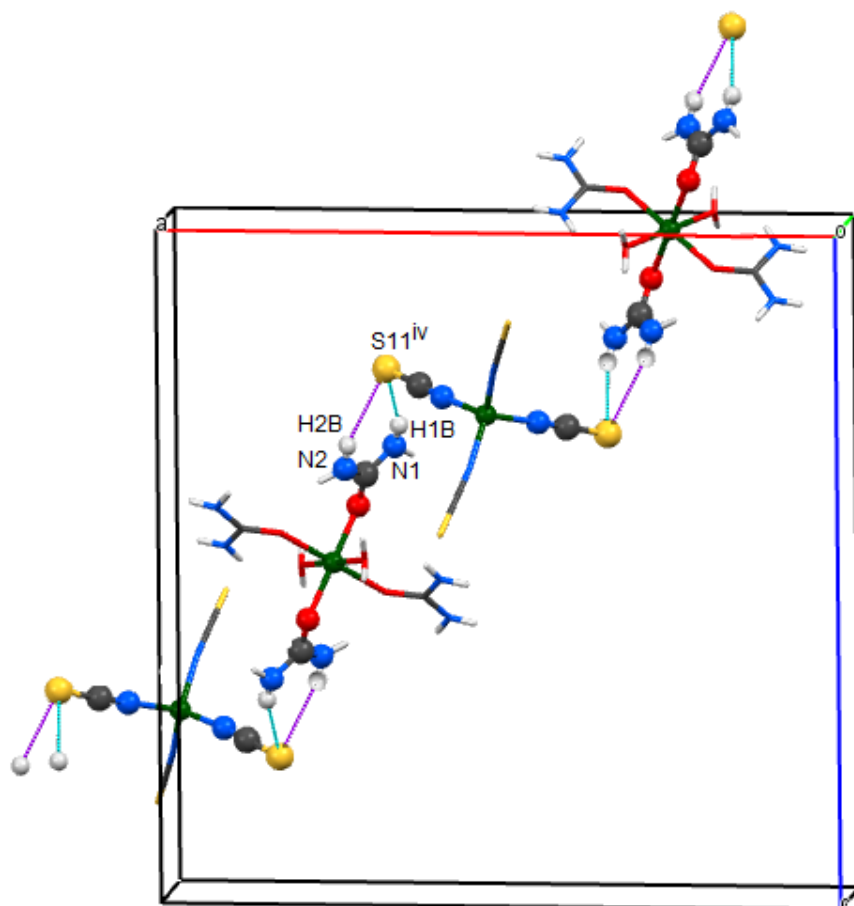


Figure S4. Part of molecular packing of (II), showing hydrogen bonds creating the $C_2^2(16)$, $C_2^2(16)$ motifs of unitary graph set (blue and purple lines). The atoms involved in the hydrogen bonds motifs are highlighted as spheres of arbitrary radii. [Symmetry code: (iv) $x, y - 1, z$.]

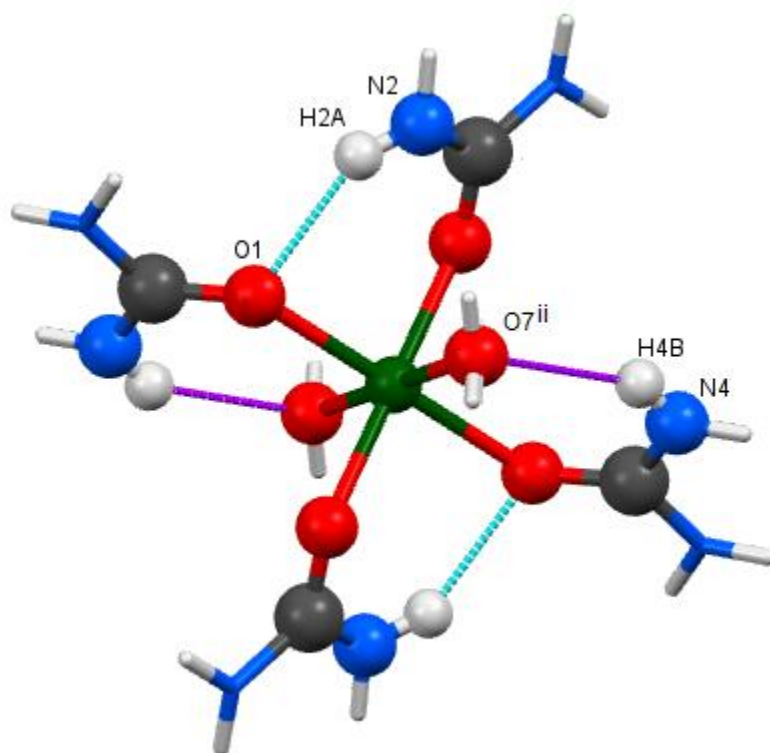


Figure S5. Part of molecular structure of (II), showing intramolecular hydrogen bonds creating the S(6), S(6) motifs of unitary graph set (blue and purple lines). The atoms involved in the hydrogen bonds motifs are highlighted as spheres of arbitrary radii. [Symmetry code: (ii) $-x + 1, -y + 1, -z + 1$.]

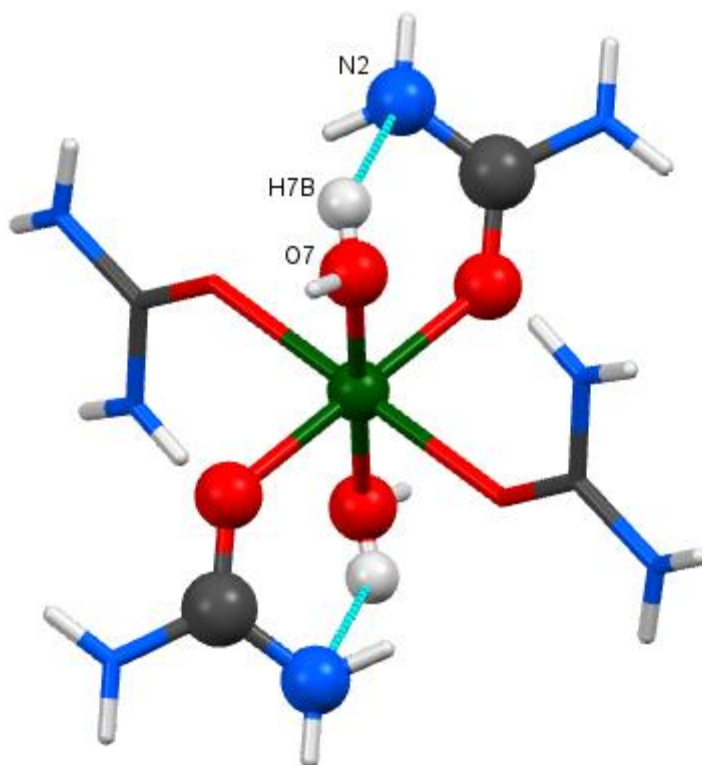


Figure S6. Part of molecular structure of (II), showing intramolecular hydrogen bonds creating the S(6) motif of unitary graph set (blue lines). The atoms involved in the hydrogen bonds motif are highlighted as spheres of arbitrary radii.

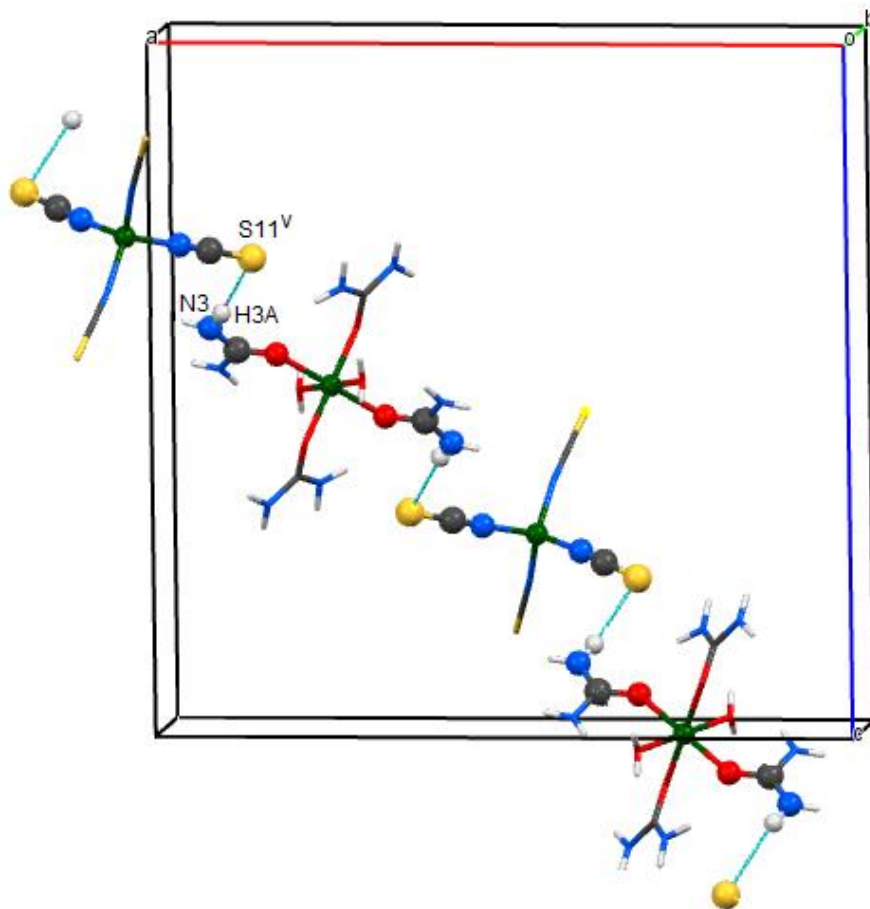


Figure S7. Part of molecular packing of (II), showing hydrogen bonds creating the $C_2^2(16)$ motif of unitary graph set (blue lines). The atoms involved in the hydrogen bonds motif are highlighted as spheres of arbitrary radii. [Symmetry code: (v) $-x + 1.5, y - 1.5, -z + 0.5$.]

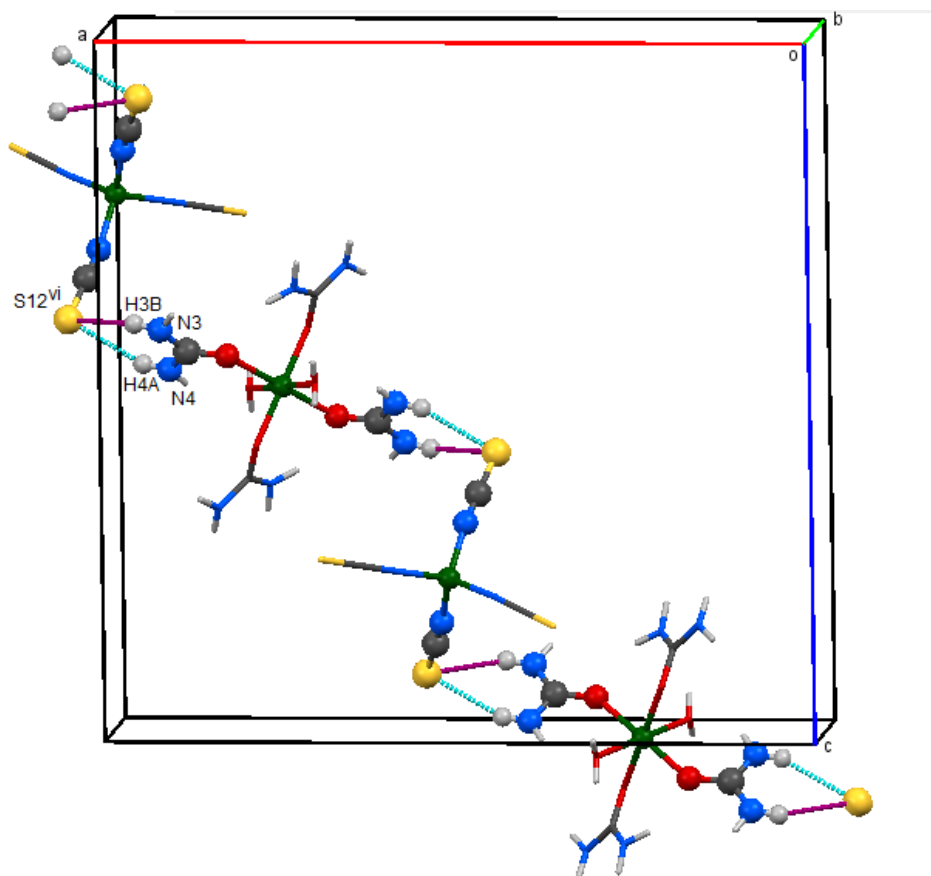


Figure S8. Part of molecular packing of (II), showing hydrogen bonds creating the $C_2^2(16)$, $C_2^2(16)$ motifs of unitary graph set (blue and purple lines). The atoms involved in the hydrogen bonds motifs are highlighted as spheres of arbitrary radii. [Symmetry code: (vi) $-x + 1.5, y + 0.5, -z + 0.5$.]

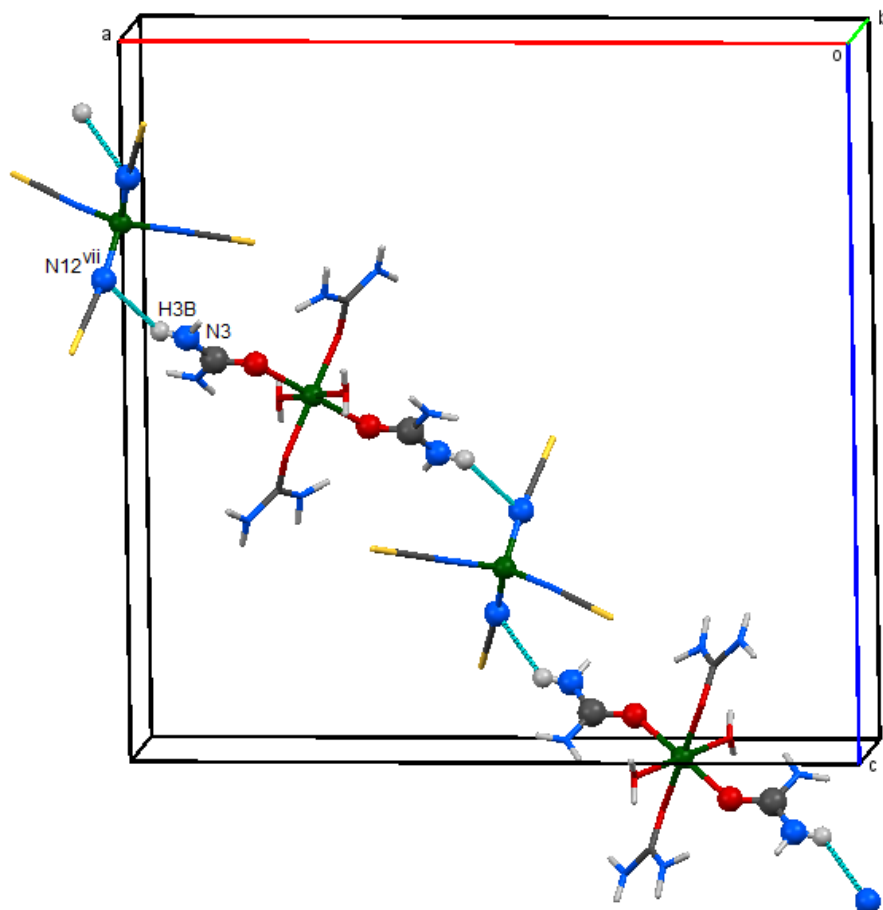


Figure S9. Part of molecular packing of (II), showing hydrogen bonds creating the $C_2^2(12)$ motif of unitary graph set (blue lines). The atoms involved in the hydrogen bonds motif are highlighted as spheres of arbitrary radii. [Symmetry code: (vii) $-x + 1.5, y - 0.5, -z + 0.5$.]

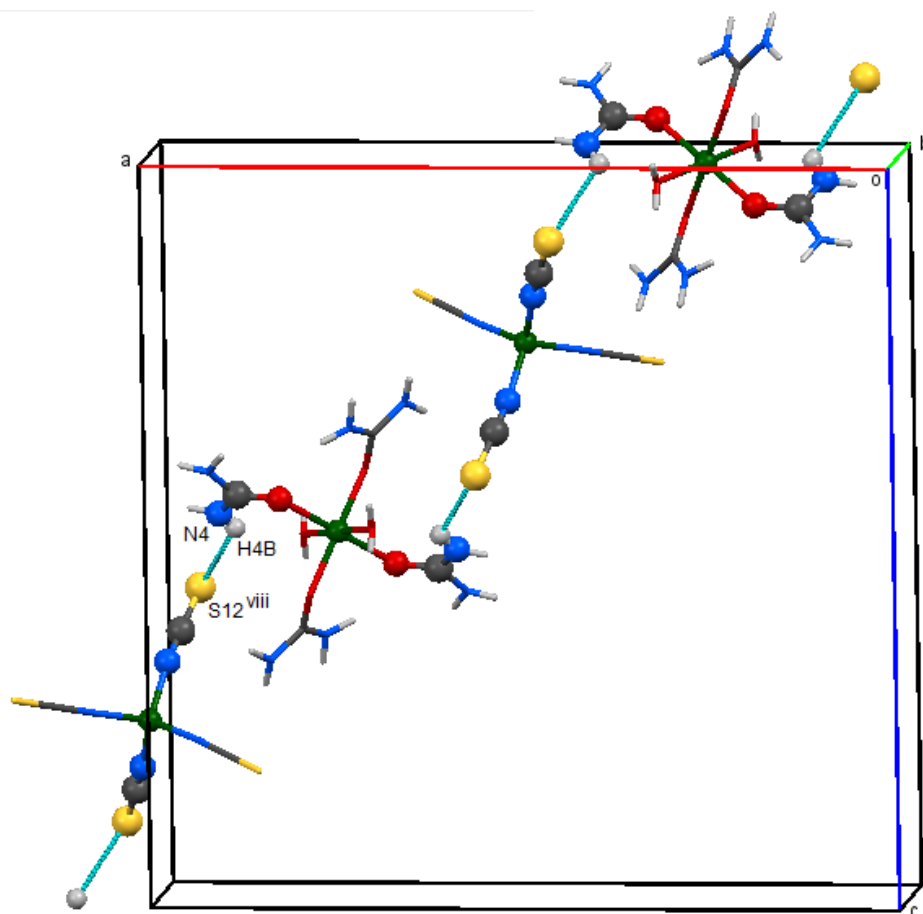


Figure S10. Part of molecular packing of (II), showing hydrogen bonds creating the $C_2^2(16)$ motif of unitary graph set (blue lines). The atoms involved in the hydrogen bonds motif are highlighted as spheres of arbitrary radii. [Symmetry code: (viii) $x + 0.5, -y + 0.5, z + 0.5$.]

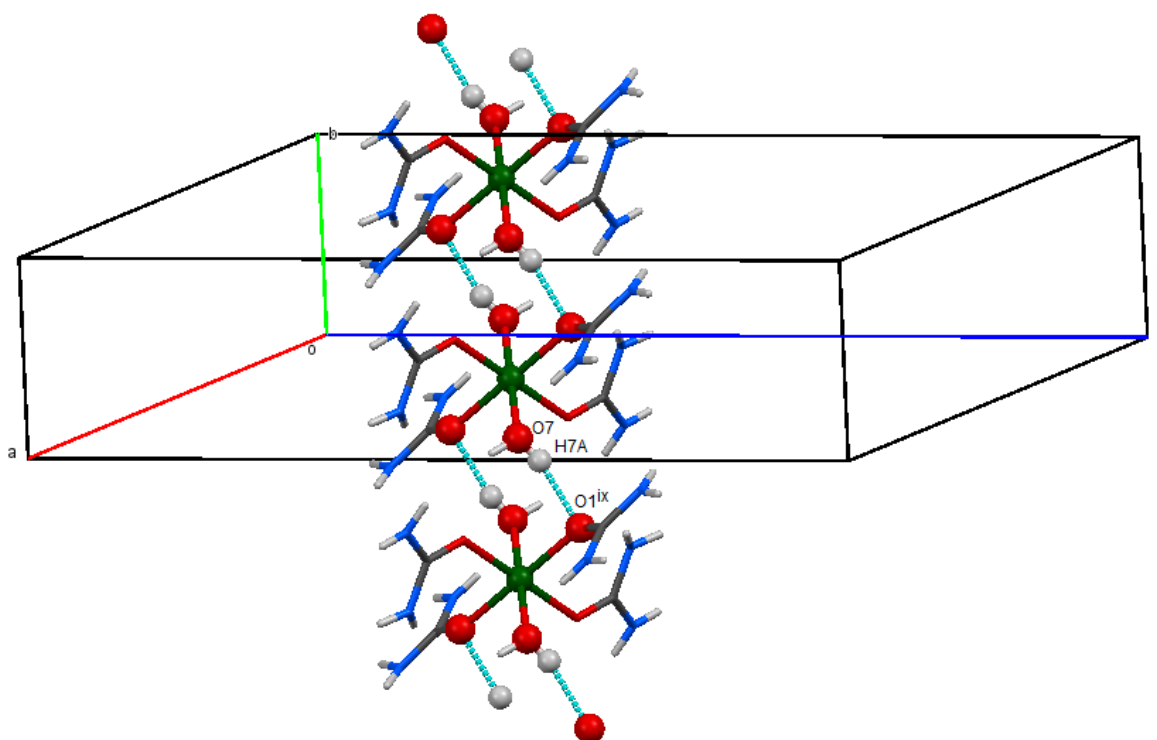


Figure S11. Part of molecular packing of (II), showing hydrogen bonds creating the $C(4)[C_2^2(8)][R_2^2(8)]$ motif of unitary graph set (blue lines). The atoms involved in the hydrogen bonds motif are highlighted as spheres of arbitrary radii. [Symmetry code: (ix) $-x + 1.5, -y - 0.5, -z + 1.$]

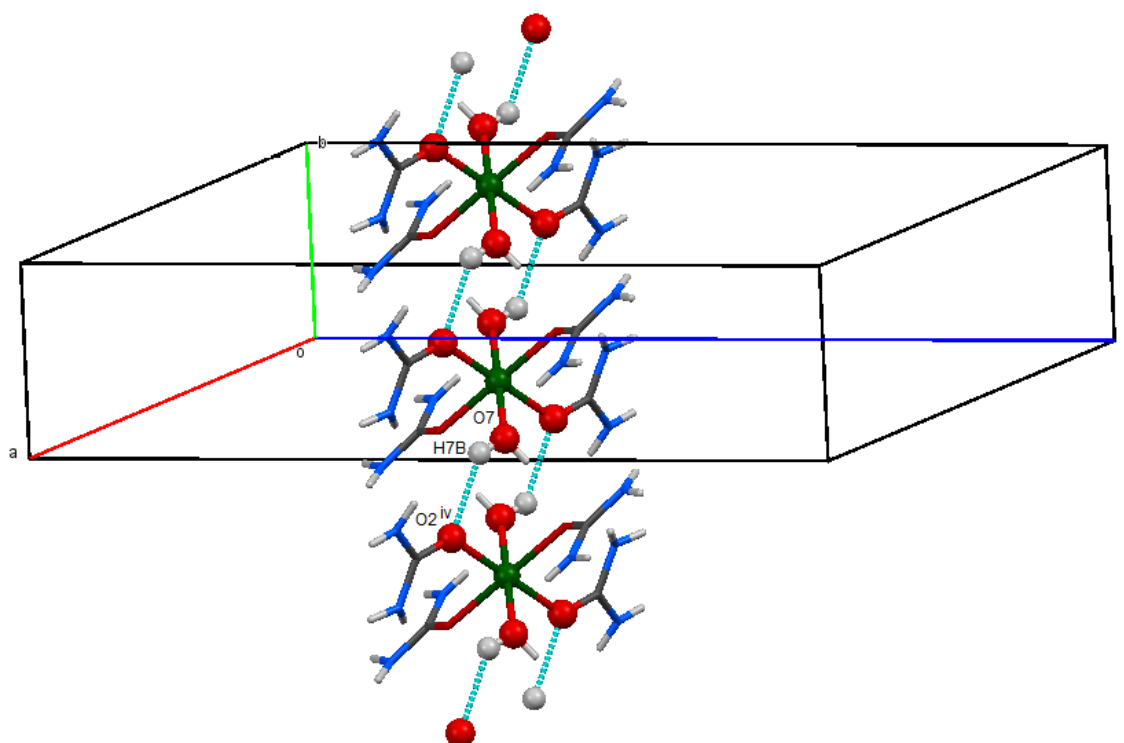


Figure S12. Part of molecular packing of (II), showing hydrogen bonds creating the $C(4)[C_2^2(8)][R_2^2(8)]$ motif of unitary graph set (blue lines). The atoms involved in the hydrogen bonds motifs are highlighted as spheres of arbitrary radii. [Symmetry code: (iv) $x, y - 1, z.$]