

**Supporting information for**  
***Acta Cryst. C* paper YF3059**

**Supplementary Fig. 1**

Packing diagram of (I) showing stacking along [100]. O-H...O hydrogen bonds are drawn as dashed lines. H atoms not involved into hydrogen bonds have been omitted for clarity.

**Supplementary Fig. 2**

Packing diagram of (II) projected along [100] and showing the bilayered structure and stacks along [001]. H atoms attached to C atoms have been omitted for clarity.

**Supplementary Fig. 3**

Packing diagram of (III) showing stacking along [110]. H atoms attached to C atoms have been omitted for clarity.

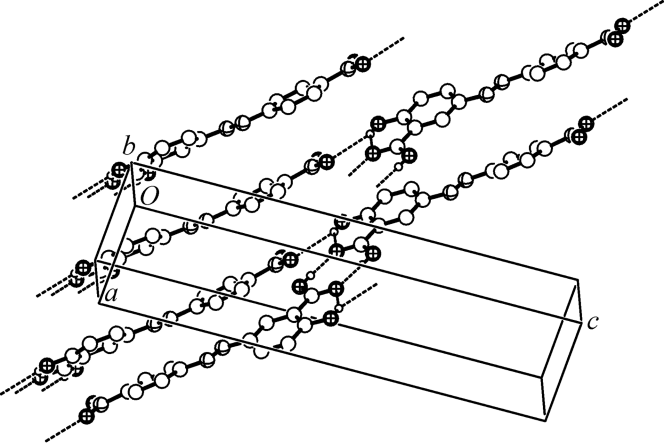


Fig. 1S. Packing diagram for (I).

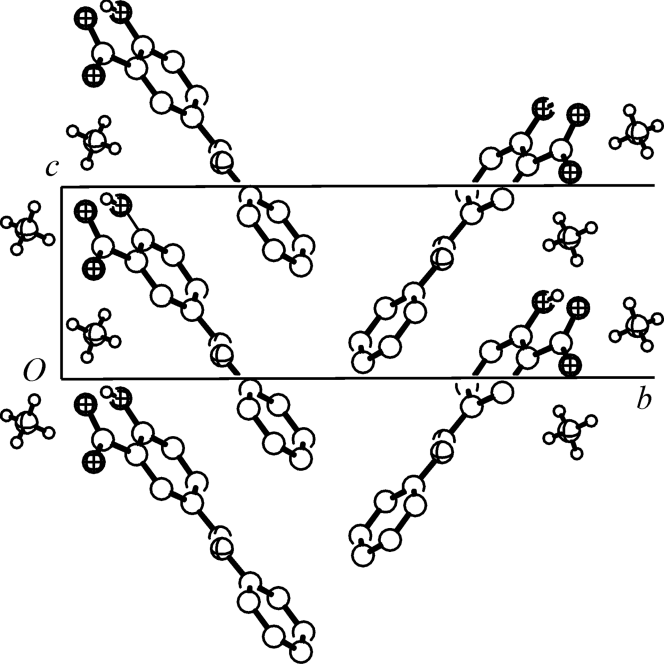


Fig 2S. Packing diagram for (II).

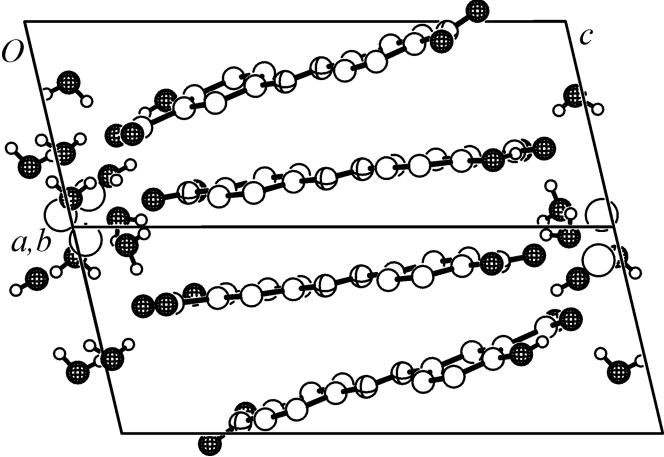


Fig. 3S. Packing diagram for (III).