



STRUCTURAL SCIENCE
CRYSTAL ENGINEERING
MATERIALS

Volume 75 (2019)

Supporting information for article:

Agomelatine-hydroquinone (1:1) cocrystal: novel polymorphs and their thermodynamic relationship

Min-Jeong Lee, Srinivasulu Aitipamula, Guang J. Choi and Pui Shan Chow

Contents

1. TGA analysis of Form IV
2. Hot-stage experiments on powder samples of Forms II and III
3. HSM images of Form IV at 90 °C and 91 °C

1. TGA analysis of Form III

The weight loss of Form IV as a function of temperature was measured using a TGA Q500 (TA Instruments). Specifically, approximately 8 mg of sample was placed in the sample pan and heated over a range of 25–400°C at a heating rate of 10°C/min under a nitrogen purge (flow rate: 40 mL/min).

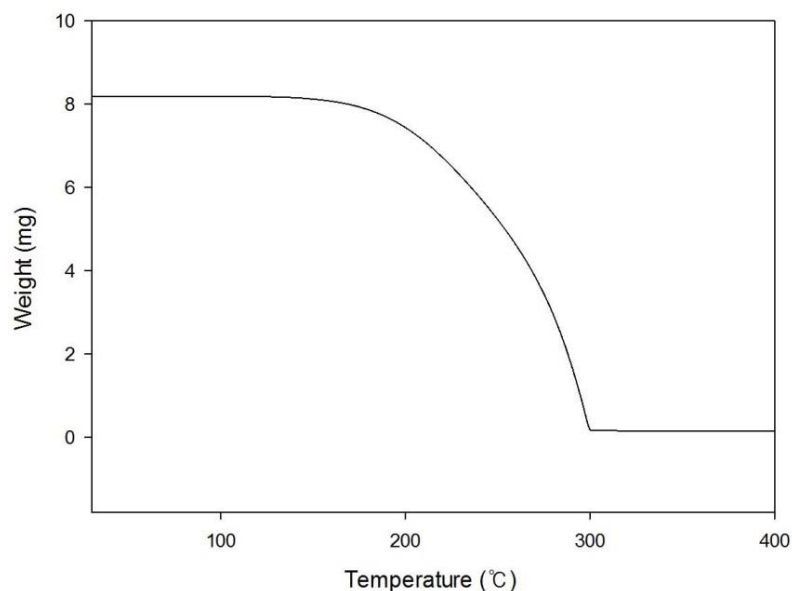


Figure S1. TGA thermogram of Form IV.

2. Hot-stage experiments on powder samples of Forms II and III




Figure S2. Photomicrographs of powder sample of Forms III and II at various temperatures in the HSM experiment.

3. HSM images of Form III at 90 °C and 91 °C




Figure S3. HSM images of Form III at 90 °C and 91 °C to show the melting of Form III more clearly.