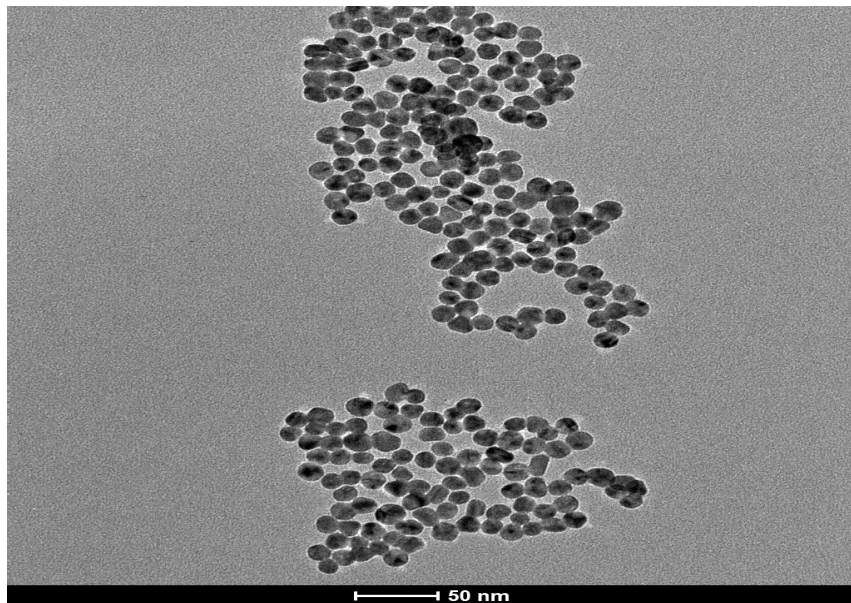


Supplementary information

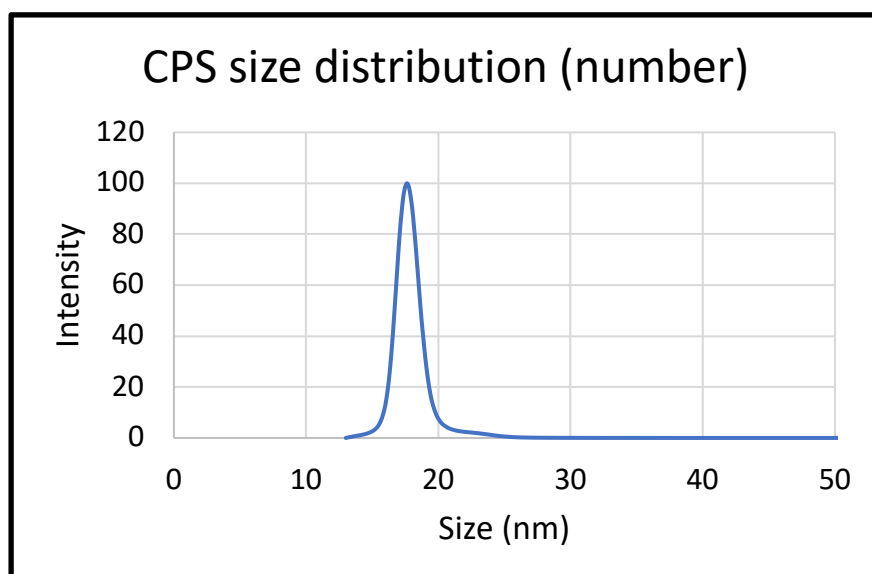
Below is shown the data collected for the gold nanoparticle (GNP) suspension. Fig. 1a is TEM image, Fig. 1b is the CPS size distribution (by number), Fig. 1c is DLS size distribution (by number), Fig. 1d is the DLS size distribution (by intensity). The particle size in average is 17.9 nm with distribution r.m.s width of 1.68 nm. It is very close to the calculations obtained from SAXS data.

Figure 1:

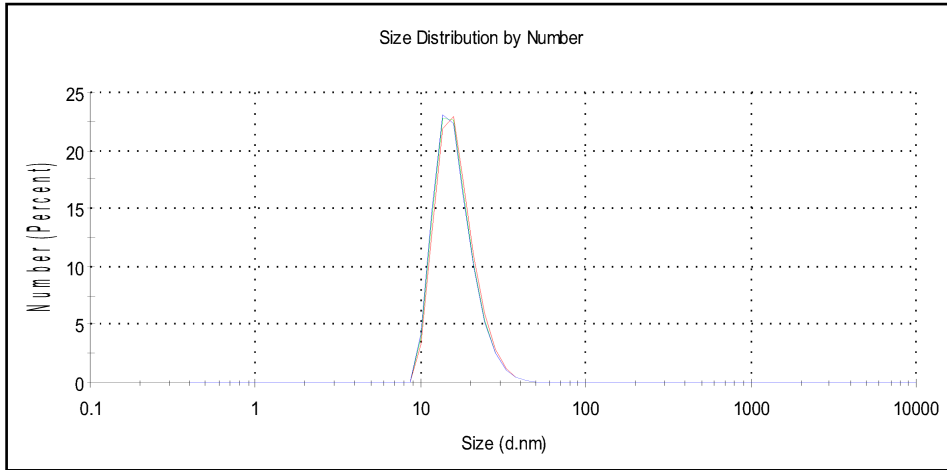
(a)



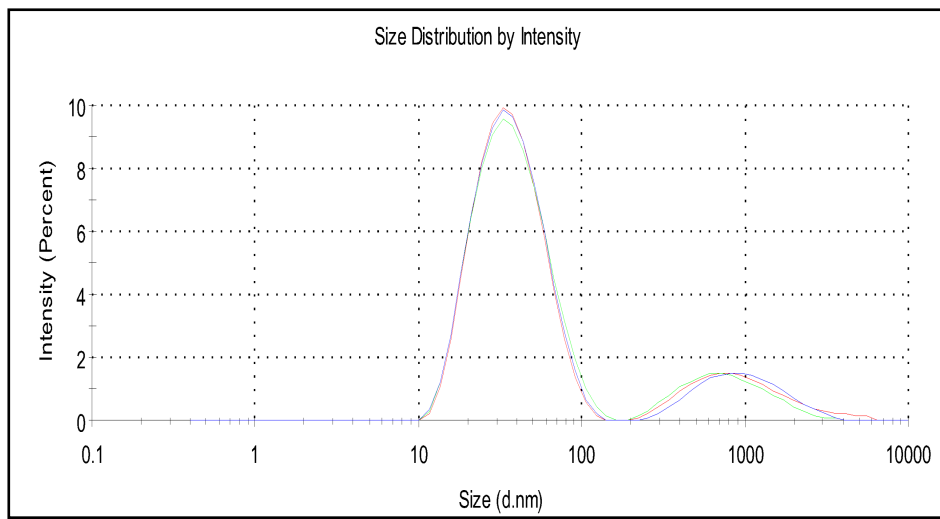
(b)



(c)



(d)



Moreover, below is table 1 with the size of the particles versus the number of particles in the suspension. The average size is 17.9 ± 1.68 nm (9% off). The corresponding plot is shown in Figure 2.

Table 1:

Particle Size (nm)	Corresponding number
9	0
11	0
13	1
15	24
17	133
19	94
21	23
23	5
25	0
27	0

Figure 2:

