




A planar reconstruction perpendicular $(\bar{1}21)_{Al}$ through the origin of reciprocal space.
Individual contributions to the simulated diffraction pattern:


Al




η_g 


η_b 


η_r





η_y 

η IE





η IF


$\eta_2 A$ 


$\eta_2 B$ 


η_2c




η_{2D} 


$\eta_3 A$ 

$\eta_3 D$ 


η_4C 


$\eta_4 F$ 


η_{41}





η_4




$\eta_5 C$ 


$\eta_5 F$ 


η_{51} 


η_5 

175P





η_{5S} 


$\eta_5 T$ 


$\eta_5 X$ 


η_6C





$\eta_6 F$ 


η_{61} 


η_6P 


$\eta_6 T$ 

$\eta_6 X$ 


$\eta_7 C$ 


$\eta_7 F$ 


η_{71} 


η_7 

117P




η_7s 


$\eta_7 T$ 


$\eta_7 X$ 

η_{8B}




η81





$\eta_8 T$ 

η_{8U}




$\eta_9 E$





$\eta_9 F$ 


η_{10C}





η_{10H}




$\eta_{II C}$ 

η_{11F} 


η_{III} 


η_{111} 

η_{12B}



η_{12C}



η_{12G} 

η_{12} 