



iJRASET

International Journal For Research in
Applied Science and Engineering Technology



INTERNATIONAL JOURNAL FOR RESEARCH

IN APPLIED SCIENCE & ENGINEERING TECHNOLOGY

Volume: 5 Issue: IV Month of publication: April 2017

DOI: <http://doi.org/10.22214/ijraset.2017.4223>

www.ijraset.com

Call: ☎ 08813907089

E-mail ID: ijraset@gmail.com

Design and Quantization of FIR and IIR Filter for OFDM Signal

W. Ann Thomas Safina¹, Dr. P. Kannan²

¹PG Scholar(Communication Systems), ²Head of the Department(ECE Department)
PET Engineering College, Vallioor, Tamil Nadu.

Abstract: *In Digital Signal Processing (DSP) applications, digital filter coefficients are an essential part. The principle goal is to design the FIR Filter using different windowing strategies such as Hamming, Hanning, Blackman and Rectangular Window and IIR Filter using Bilinear and Impulse Invariant Transformation based on the input OFDM Signal. Then the quantization of input signal and filter coefficients are performed. Finally comparisons were made based on Signal to Quantization Ratio (SQNR).*

Keywords: *OFDM, FIR Filter, IIR Filter, Quantization*

I. INTRODUCTION

Digital filters play a vital role in digital signal processing applications. When digital filters are implemented on a computer or with extraordinary reason equipment, each filter coefficient has to be represented by a finite number of bits. The principle operation in digital filters is multiplication and addition. When these operations are performed in a digital system, the input data as well as the product and sum have to be represented in finite word length which depends on the span of the register used to store the data. In digital computation, the input and output data are quantized by to convert them to a finite word size. This creates a blunder in the output or creates the limit cycles in the output. These effects due to the finite precision representation of numbers in a digital system are called finite word length effects. Digital filters are implemented using finite word length effects for the OFDM Signal. Digital filters are classified either as Finite duration impulse response (FIR) filters or Infinite duration impulse response (IIR) filters, depending on the form of impulse response of the system. In the FIR system, the impulse response sequence is of finite duration. In the IIR system, the impulse response is of infinite duration. OFDM Signal is an input signal which is used in this project. In this paper, FIR filters are designed using windowing method. A window function is a mathematical function that is zero-valued outside of some chosen interval.

II. LITERATURE SURVEY

Cantin.M. A, Savaria.Y, Prodanos.D, and Lavoie.P (2001) used the programmed word length assurance of equipment information ways which requires a few blunder models, client details and equipment costs. The technique utilizes a C/C++ fixed point simulation apparatus to demonstrate the effect of finite word lengths on general precision. Dusan M. Kodek (2005) proposed the derivation of a lower bound on channel corruption. The significance of this bound is not just hypothetical. It's down to earth viability is appeared in the calculation for ideal finite word length FIR channel outline where it fundamentally diminishes the measure of calculation.Govinda Mutyala Rao T, Bibhudendra Acharya and Sarat Kumar Patra (2008) paper breaks down the impacts of Fast Fourier Transform (FFT) calculation in Orthogonal Frequency Division Multiplexing (OFDM) for Wireless Local Area Network (WLAN) application. Abhijit Mitra (2008) built up the limited word length for block floating point arithmetic and the hypothetical mistakes connected with the floating point quantization procedure were figured with the assistance of blunder appropriation capacity. Eitan Sayag, Amir Leshem, Nicholas D. Sidiropoulos and Fellow (2009) examined the execution of linear zero forcing precoders within the sight of limited word length blunders. This technique utilizes a configuration device for DSL linear crosstalk precoders. DSL frameworks were utilized to convey high information rate. Armein Z. R. Langi (2011) built up the finite word length consequences for two distinctive VLSI models of number Discrete Wavelet Transform (DWT) such as basis correlation and pyramidal algorithm and it assessed the signal to noise ratio for different estimations of whole number word length. Angita Solanki, Devendra Singh Mandloi (2012) composed the low pass channel with adjusting procedure in view of Remez exchange algorithm. The configuration depends on the remez exchange (RE) for the outline of high pass channels. Ankita Mahajan and Rajesh Mehra (2013) proposed the Digital channels utilizing finite word length for information yield coefficients in the outline

International Journal for Research in Applied Science & Engineering Technology (IJRASET)

of Interpolator.

III. METHODOLOGY

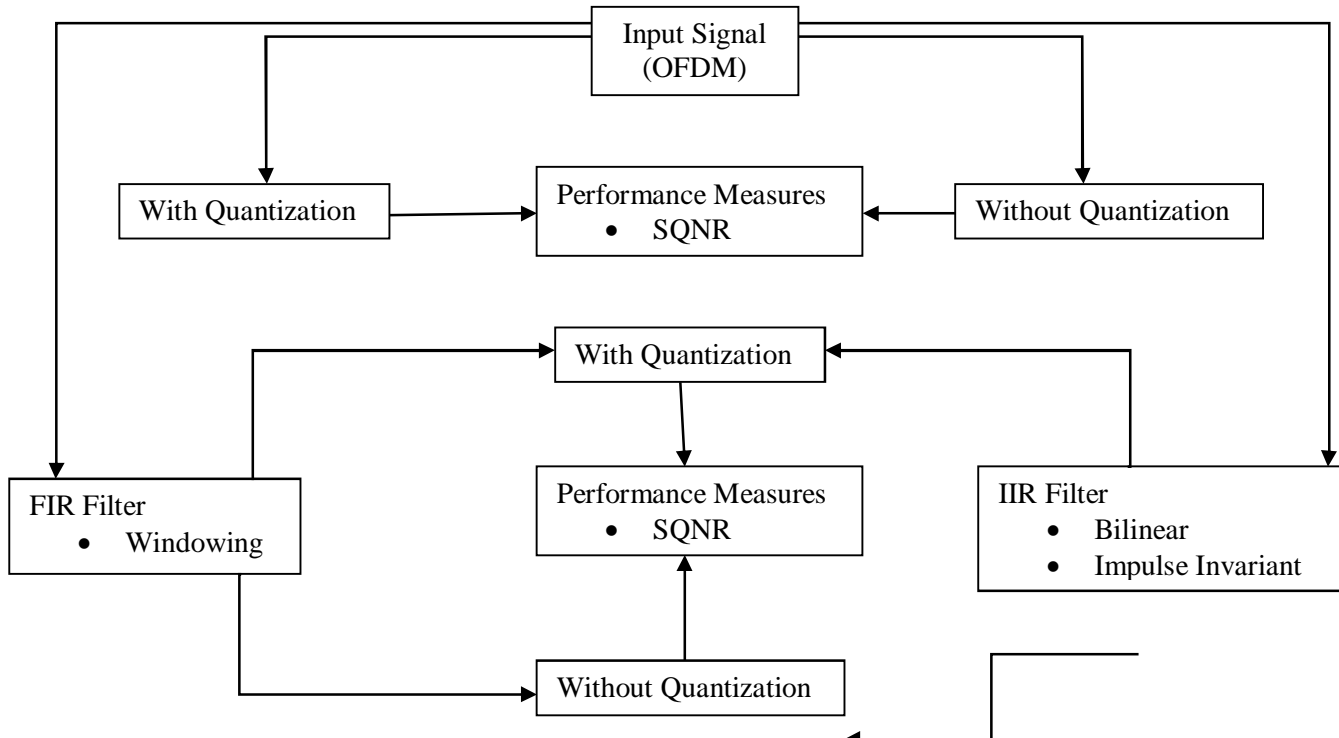


Fig.1 Block Diagram of Quantization of filter coefficients for OFDM Signal

Fig.1 shows the block diagram of the Quantization of filter coefficients for OFDM Signal. OFDM is a input Signal. FIR filter and IIR Filter were designed based on the OFDM SIGNAL. An OFDM is based on the concept of frequency-division multiplexing (FDD), the method of transmitting multiple data streams over a common broadband medium. Each data stream is modulated onto multiple adjacent carriers within the bandwidth of the medium, and all are transmitted simultaneously. A Basic OFDM system has an input data symbols are supplied into a channel encoder that data are mapped onto BPSK/QPSK/QAM constellation. The data symbols are converted from serial to parallel and using Inverse Fast Fourier Transform (IFFT) to achieve the time domain OFDM symbols.

For an OFDM system with N subcarriers, OFDM signal in baseband notation can be expressed by,

$$x(k) = \frac{1}{\sqrt{N}} \sum_{k=1}^{N-1} X_K e^{i2\pi\Delta f t}$$

A. FIR Filter

FIR Filter is designed using Windowing Techniques .The basic design principles of window function are to calculate $h(n)$ by the Fourier transform based on the ideal demanded filter frequency response $H_d(e^{jw})$.

1) *Hamming Window*: The hamming window is, like the Hanning window, also a raised cosine window. The hamming window exhibits similar characteristics to the Hanning window but further suppress the first side lobe.

$$w(n) = \begin{cases} 0.54 - 0.46\cos\left(\frac{2n\pi}{N-1}\right); & 0 \leq n \leq n-1 \\ 0; & \text{otherwise} \end{cases}$$

2) *Hanning Window*: The Hanning window is a raised cosine window and can be used to reduce the side lobes while preserving a good frequency resolution.

International Journal for Research in Applied Science & Engineering Technology (IJRASET)

$$w(n) = \begin{cases} 0.5 - 0.5\cos\left(\frac{2n\pi}{N-1}\right); 0 \leq n \leq N-1 \\ 0; \text{otherwise} \end{cases}$$

- 3) **Blackman Window:** The Blackman window is similar to Hanning and Hamming windows. An advantage with Blackman window over other windows is that it has better stop band attenuation and with less pass band ripple.

$$w(n) = \begin{cases} 0.42 - 0.5\cos\left(\frac{2n\pi}{N-1}\right) + 0.08\cos\left(\frac{4n\pi}{N-1}\right); 0 \leq n \leq N-1 \\ 0; \text{otherwise} \end{cases}$$

- 4) **Rectangular Window:** The rectangular window is the simplest window, taking a chunk of information without any modification. It is also called as Boxcar or Dirchlet window.

$$w(n) = \begin{cases} 1; 0 \leq n \leq N-1 \\ 0; \text{otherwise} \end{cases}$$

B. IIR Filter

Digital filters with infinite Impulse Response referred to as IIR Filter. The commonly used filters are Butterworth filter that have no ripples and Chebyshev filters that have ripples in stop band or pass band. The magnitude function of the Butterworth filter is given by,

$$|H(j\Omega)| = \frac{1}{\left[1 + \left(\frac{\Omega}{\Omega_c}\right)^{2N}\right]^{\frac{1}{2}}}$$

The magnitude square function of the Butterworth filter is given by,

$$|H(j\Omega)|^2 = \frac{1}{1 + \varepsilon^2 C_N^2\left(\frac{\Omega}{\Omega_p}\right)}$$

There are two techniques to design the IIR Filters namely Bilinear and Impulse Invariant Transformation. The bilinear transform is used to convert a transfer function of a linear, time-invariant (LTI) filter in the continuous time domain to a transfer function of a linear, shift-invariant filter in the discrete-time domain. Impulse Invariance is a technique in which the impulse response of the continuous-time system is sampled to produce the impulse response of the discrete-time system.

C. Quantization

Quantization is the process of converting Discrete Time Continuous Amplitude into Discrete Time Discrete Amplitude signal. The quantization is calculated by,

$$\text{Quantized Signal} = \text{round}(\text{input signal} * 2^{(b-1)}) / 2^{(b-1)}$$

Where b is the number of bits.

IV. RESULTS AND DISCUSSION

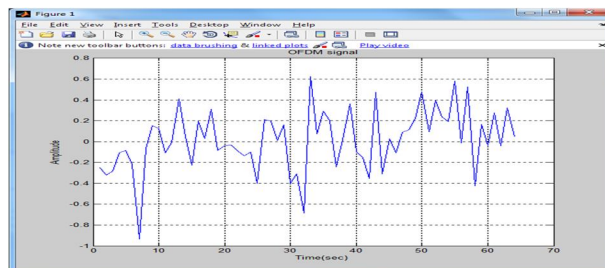


Fig.2 OFDM Signal

International Journal for Research in Applied Science & Engineering Technology (IJRASET)

The above figure shows the OFDM Signal which is modulated using QAM with subcarrier of 64 and signal constellation of 16. The sampling frequency used is 31.25 KHz and the symbol duration is 40 μ sec.

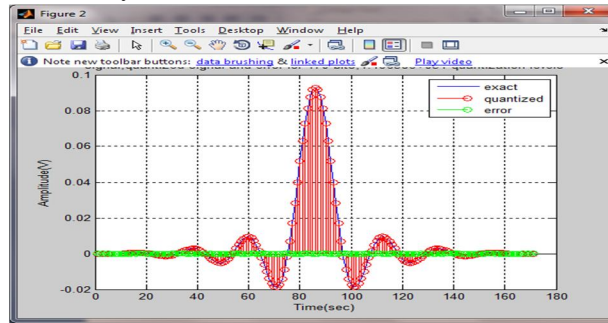


Fig.3 Original, Quantized and Quantization error for the Hamming Window

The above figure shows the original, quantized and Quantization error of the Hamming Window Low pass Filter.

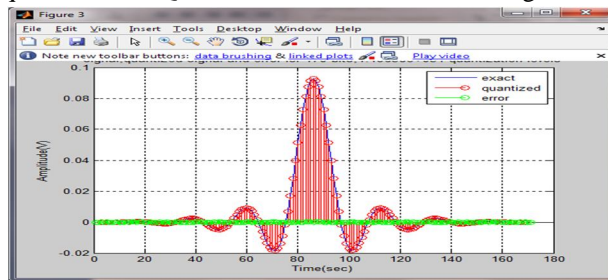


Fig.4 Original, Quantized and Quantization error for the Hanning Window

The above figure shows the original, quantized and quantization error of the Hanning Window Low pass Filter.

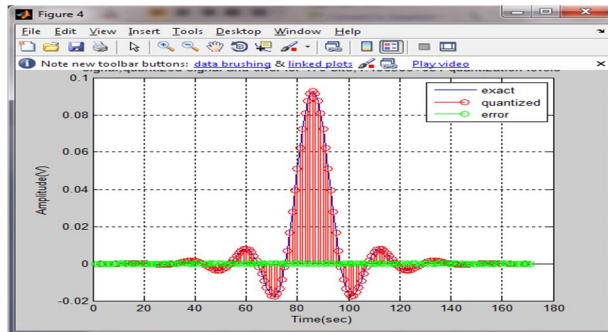


Fig.5 Original, Quantized and Quantization error for the Blackman Window

The above figure shows the original, quantized and quantization error of the Blackman Window Low pass Filter.

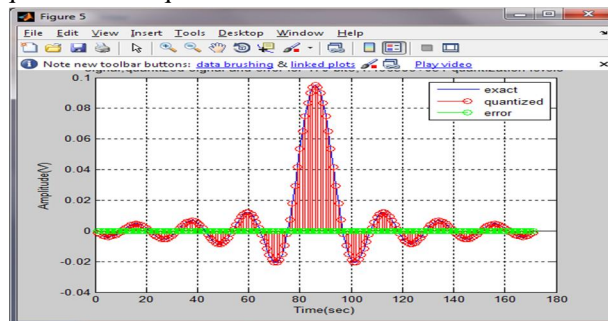


Fig.6 Original, Quantized and Quantization error for the Rectangular Window

The above figure shows the original, quantized and quantization error of the Rectangular Window low pass filter

International Journal for Research in Applied Science & Engineering Technology (IJRASET)

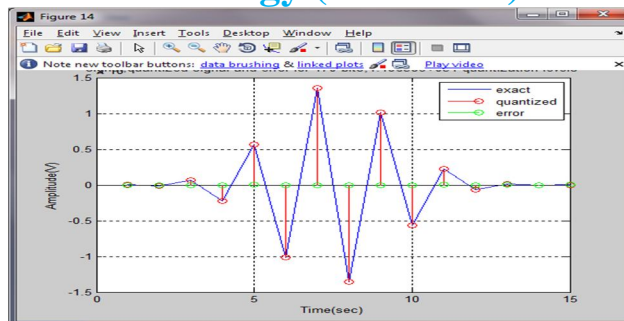


Fig.7 Original, Quantized and Quantization error for the Butterwoth LPF- Bilinear

The above figure shows the original, quantized and quantization error of the Butterworth low pass filter for Bilinear Tranformation

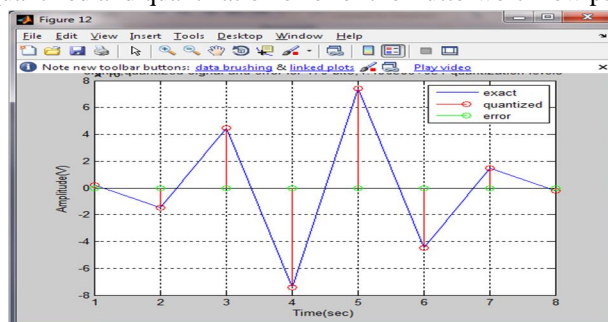


Fig.8 Original, Quantized and Quantization error for the Chebyshev LPF- Bilinear

The above figure shows the original, quantized and quantization error of the Chebyshev low pass filter for Bilinear Tranformation

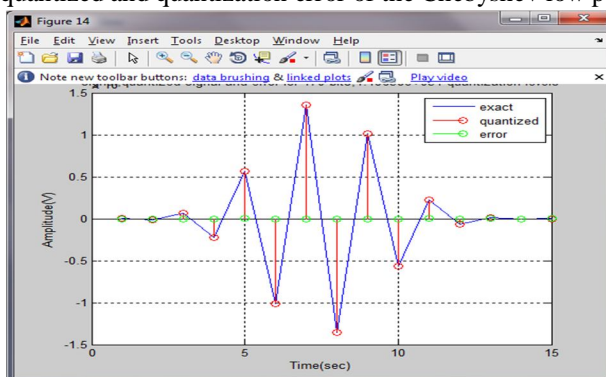


Fig.9 Original, Quantized and Quantization error for the Butterworth LPF- Impulse Invariant

The above figure shows the original, quantized and quantization error of the Butterworth low pass filter for Impulse Invariant Tranformation

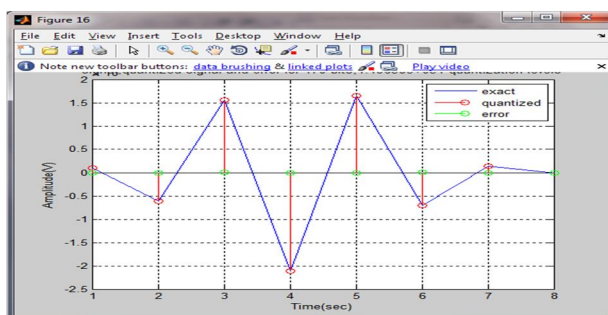


Fig.10 Original, Quantized and Quantization error for the Chebyshev LPF- Impulse Invariant

International Journal for Research in Applied Science & Engineering Technology (IJRASET)

The above figure shows the original, quantized and quantization error of the Chebyshev low pass filter for Impulse Invariant Transformation

A. Signal to Quantization Noise Ratio (SQNR)

The SQNR provides the relationship between the maximum nominal signal strength and the quantization error.

$$SQNR = 10\log_{10}\left(\frac{\text{Normalized Signal power}}{\text{Quantized Signal power}}\right)$$

Where,

Normalized Signal power= $\Sigma(\text{input signal}^2)$

Quantized Signal power= Step size/ Quantizer level

TABLE 1
Signal to Noise Quantization Ratio (db) for OFDM Signal

OFDM Signal	Without Quantization	With Quantization
	37.5112	51.2466

The above table 1 shows that the OFDM provides the maximum Signal to Quantization Noise Ratio for With Quantization a

TABLE 2 Comparisons of Signal to Noise Quantization Ratio (db) for Different Window

Windowing Techniques for LPF	Without Quantization	With Quantization
Hamming Window	43.3898	76.3009
Hanning Window	43.3884	76.3276
Blackman Window	43.3953	76.3960
Rectangular Window	43.4474	75.9919

The above table 2 shows that the Blackman Window provides the maximum Signal to Quantization Noise Ratio for With Quantization and Rectangular Window provides a maximum Signal to Quantization Noise Ratio for Without Quantization.

TABLE 3 Comparisons of Signal to Noise Quantization Ratio (db) for IIR Filter

IIR Filter	Without Quantization	With Quantization
Butterworth LPF- Bilinear	34.7081	243.1358
Chebyshev LPF- Bilinear	33.3277	180.4667
Butterworth LPF- Impulse Invariant	34.3339	117.9980
Chebyshev LPF- Impulse Invariant	33.5756	272.3875

The above table 3 shows that the Butterworth low pass filter- Bilinear Transformation provides the maximum Signal to Quantization Noise Ratio for Without Quantization and Chebyshev low pass filter- Impulse Invariant Transformation provides a maximum Signal to Quantization Noise Ratio for With Quantization.

International Journal for Research in Applied Science & Engineering Technology (IJRASET)

V. CONCLUSION

In this paper, FIR Filter and IIR Filter is designed based on the input OFDM Signal and the Filter coefficients are quantized. The Quantization error is calculated between the input signal and the quantized signal. Finally comparisons are made based on the signal to quantization noise ratio.

VI. ACKNOWLEDGMENTS

The author would like to thank my guide Dr. P. Kannan, Head of the Department, Department of ECE, PET Engineering College.

REFERENCES

- [1]. Abhijit Mitra, "On Finite Word length Properties of Block-Floating-Point Arithmetic", International Journal of Electrical, Computer, Energetic, vol. 2, No. 8, 2008
- [2]. Arlen Cox, Sriram Sankaranarayanan, and Bor-Yuh Evan Chang, "Bounded Verification of Quantized Digital Filters", Springer-Verlag Berlin Heidelberg, 2012
- [3]. Armein Z. R. Langi "Finite Word Length Effects on Two Integer Discrete Wavelet Transform Algorithms", International Journal on Electrical Engineering and Informatics , vol. 3, No. 2, 2011.
- [4]. Ankita Mahajan, Rajesh Mehra, "Design Analysis of Word Length Effects in Interpolator Design", International Journal of Advanced Engineering Research and Technology (IJAERT), 2014.
- [5]. Cantin.M.A, Savaria.Y, Prodanos.D, and Lavoie.P, "An Automatic word length Determination Method", IEEE Transactions on Signal Processing, 2001.
- [6]. Dusan M. Kodek, "Performance Limit of Finite Wordlength FIR Digital Filters", IEEE Transactions on signal processing, vol. 53, No. 7, July 2005
- [7]. Eduardo Pinheiro, Octavian Postolache, Pedro Girao, "Fixed-point Implementation OF Infinite Impulse Response Notch Filters", Metrol. Meas. Syst, vol. 17, 2010.
- [8]. Eitan Sayag, Amir Leshem, "Finite Word Length Effects on Transmission Rate in Zero Forcing Linear Precoding for Multichannel DSL", IEEE Transactions On Signal Processing, vol. 57, No. 4, April 2009.
- [9]. Gabriel Caffarena, Olivier Sentieys, Daniel Menard, Juan A López, David Novo, "Quantization of VLSI digital signal processing systems", EURASIP Journal on Advances in Signal Processing , 2012
- [10]. Govinda Mutyala Rao T, Bibhudendra Acharya, Sarat Kumar Patra, "Effects of Fixed Point FFT on the Performance of OFDM in Wireless LAN", International Conference on Advances in Computing, 21-22 February 2008
- [11]. Jinlei Chen, Yan Zhang and Xu Wang, " A New Finite Word-length Optimization Method Design for LDPC Decoder", WSEAS Transactions on Communications, Issue 4, vol 12, April 2013.
- [12]. Joëlle Skaf and Stephen P. Boyd, "Filter Design With Low Complexity Coefficients", IEEE transactions on signal processing, vol. 56, no. 7, July 2008.
- [13]. Rajeev Singh Dohare, Shilpa Datar "Quantized Coefficient F.I.R. Filter for the design of Filter Bank", International Journal of Engineering Trends and Technology , vol. 4, Issue8, August 2013
- [14]. Sandeep Kaur, Mandeep Singh Saini, Palvee " Optimal Interpolated FIR Digital Filter Design with Spectral Estimation for Radar and Sonar System", International Journal of Engineering Research and Applications, Vol. 3, Issue 2, pp. 866-871, March-April 2013
- [15]. Sangita Solanki , Devendra Singh Mandloi, "FIR Filter Design Using Rounding Technique", (IJCSIT) International Journal of Computer Science and Information Technologies, vol. 3 (5), 2012.
- [16]. Salivahanan.S, A Vallavaraj, C Gnanapriya, Digital Signal Processing, Tata McGraw Hill, pp. 1-4, 380-384
- [17]. Sheenu Rana , Ranbirjeet Kaur ,Rajesh Mehra, "Analysis of Word length Effect in Fir Filter ", International Journal of Computer Trends and Technology (IJCTT), vol 30 No. 2, December 2015.
- [18]. Vratislav Davidek, Marcela Antosola, Bohumil Psenicka, " Finite Word length effects in Digital state space Analysis", Radio engineering, vol. 8, No.4, December 1999.
- [19]. Vaibhav M Dikhole, Snehal R.Deshmukh, Nishant W. Labade, "Effect of Finite Word Length for FIR Filter Coefficient in Electrocardiogram Filtering", National Conference on Innovative Trends in Science and Engineering (NC-ITSE'16) , vol. 4, Issue. 7.
- [20]. XIE Yizhuang, ZHU Bocheng, YANWen, ZHANG Weijie, "On Finite Word Length Computing Error of Fixed-Point SAR Imaging Processing", ChineseJournalofElectronics, Vol.23, No.3, July 2014



10.22214/IJRASET



45.98



IMPACT FACTOR:
7.129



IMPACT FACTOR:
7.429



INTERNATIONAL JOURNAL FOR RESEARCH

IN APPLIED SCIENCE & ENGINEERING TECHNOLOGY

Call : 08813907089  (24*7 Support on Whatsapp)